

Fill this region with SAME SIZE fraction pieces.



ashleigh-educationjourney.com

1

Fill this region with SAME SIZE fraction pieces.



2

Fill this region with SAME SIZE fraction pieces.



3

ashleigh-educationjourney.com

Fill this region with SAME SIZE fraction pieces.



4

Fill this region with SAME SIZE fraction pieces.



ashleigh-educationjourney.com

5

Fill this region with SAME SIZE fraction pieces.



6

Fill this region with SAME SIZE fraction pieces.



ashleigh-educationjourney.com

7

Fill this region with SAME SIZE fraction pieces.



8

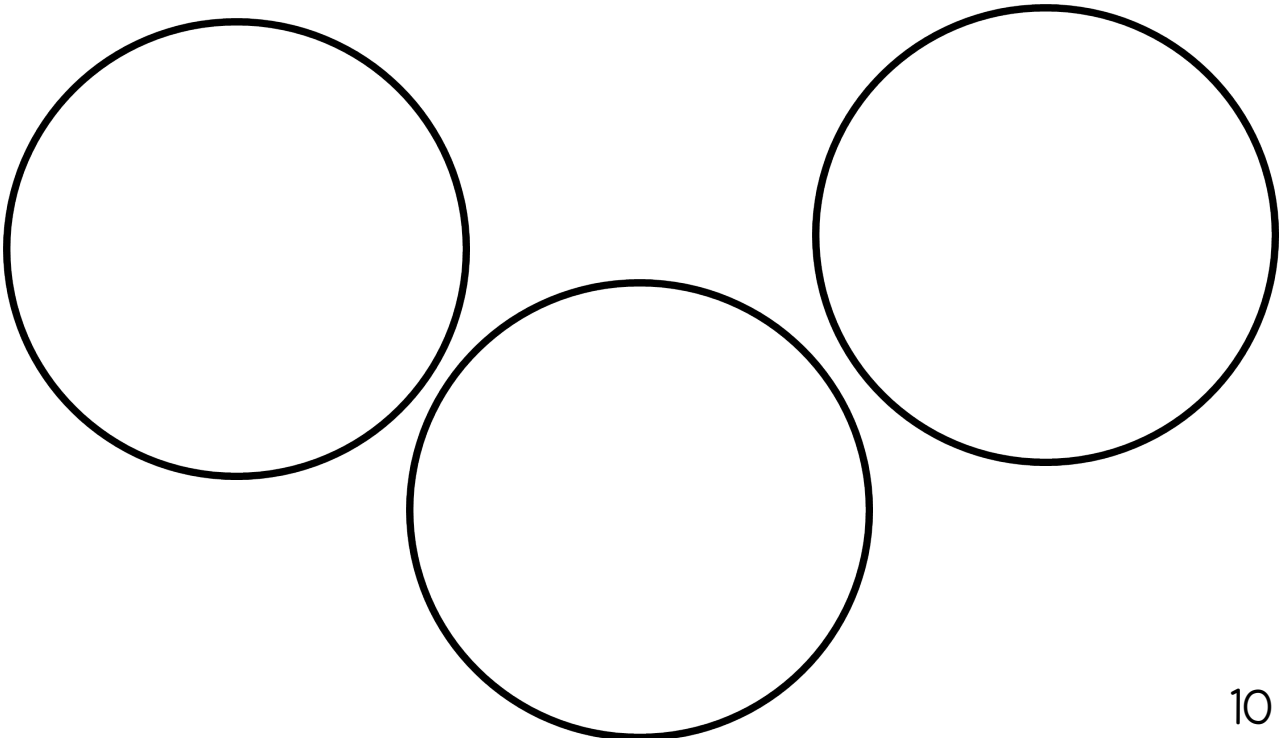
Fill this region with SAME SIZE fraction pieces.



ashleigh-educationjourney.com

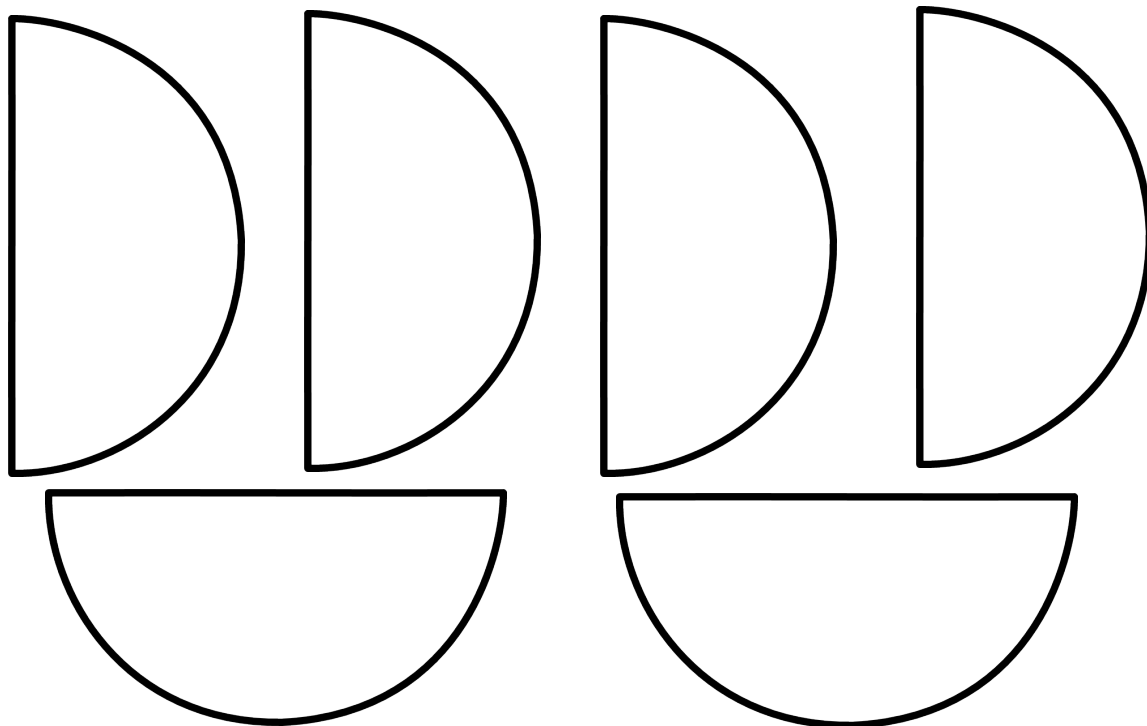
9

Fill this region with SAME SIZE fraction pieces.



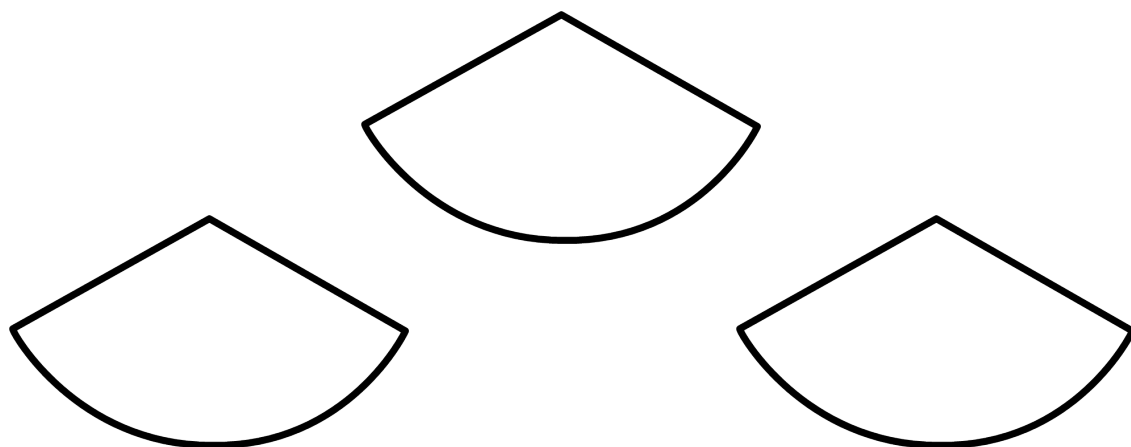
10

Fill this region with SAME SIZE fraction pieces.



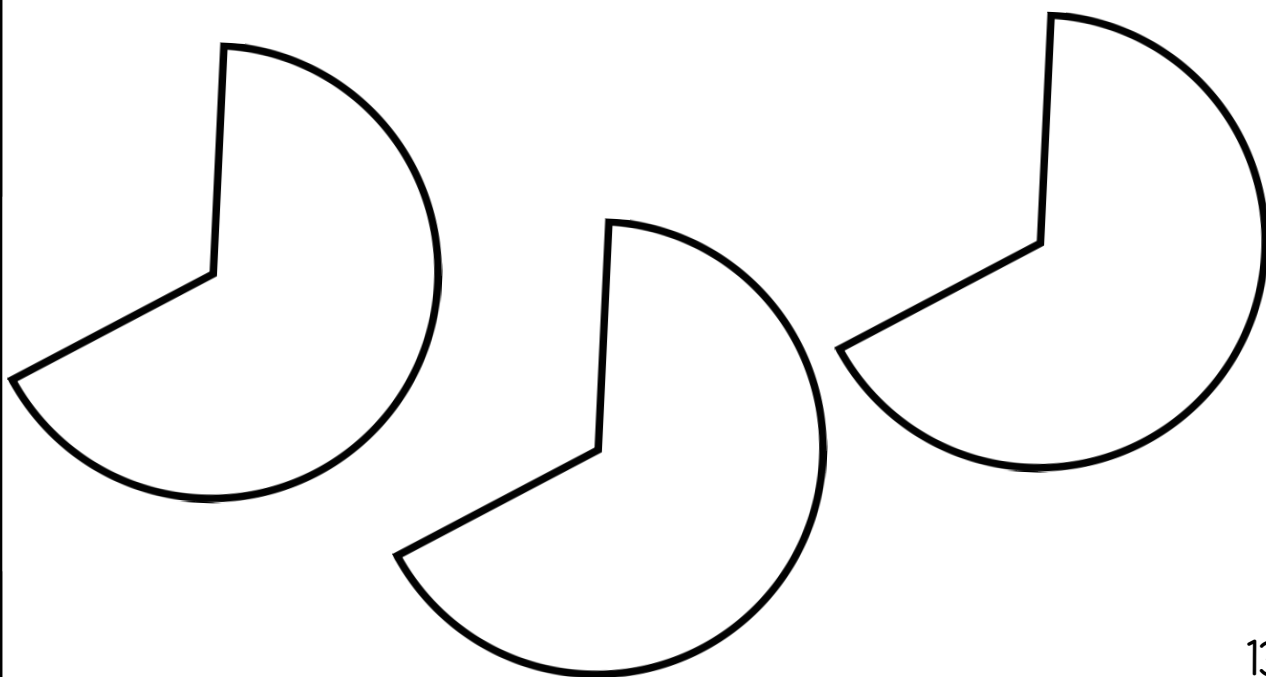
11

Fill this region with SAME SIZE fraction pieces.



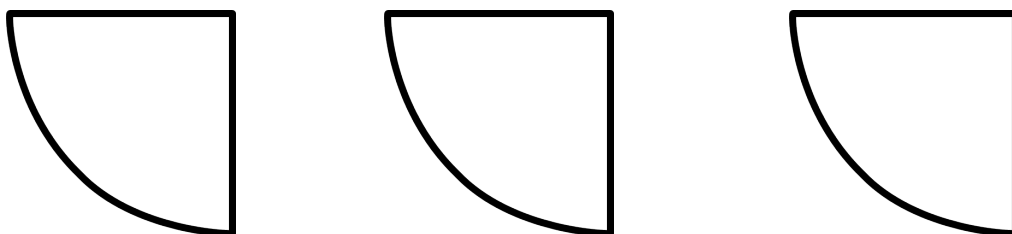
12

Fill this region with SAME SIZE fraction pieces.





13

Fill this region with SAME SIZE fraction pieces.

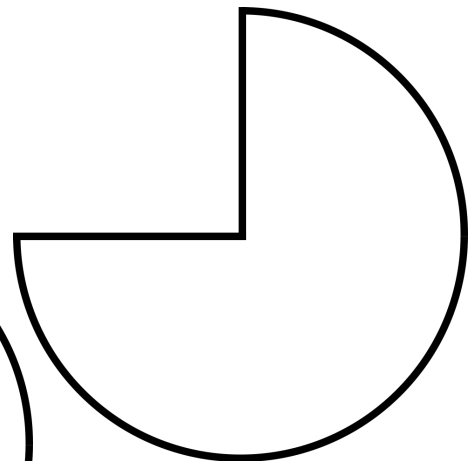
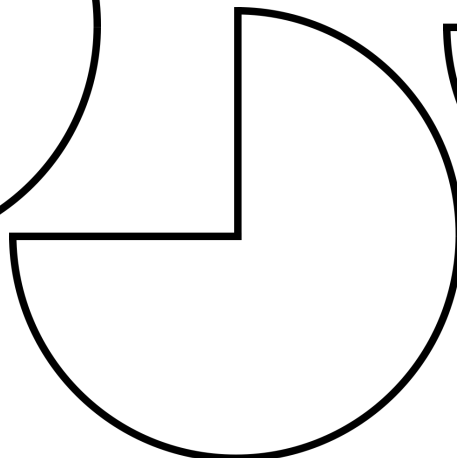
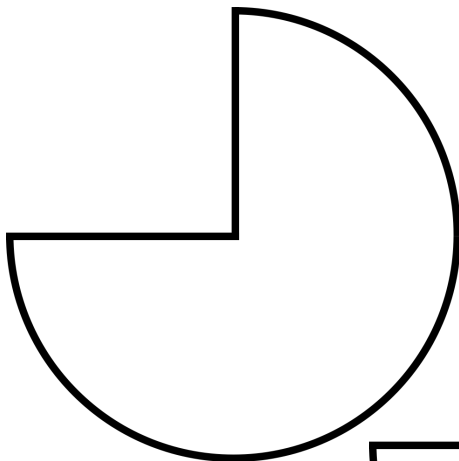


14



Fill this region with SAME SIZE fraction pieces.



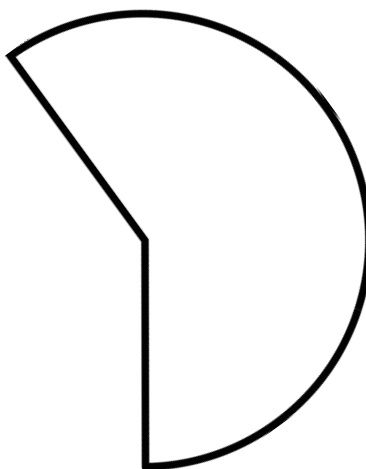
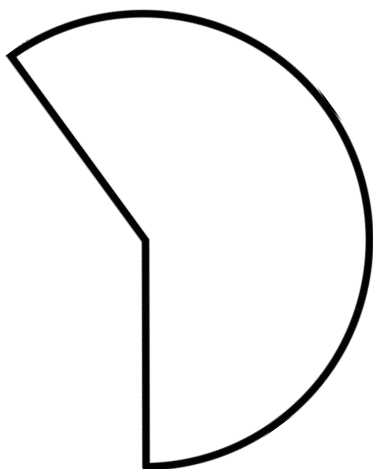
Fill this region with SAME SIZE fraction pieces.



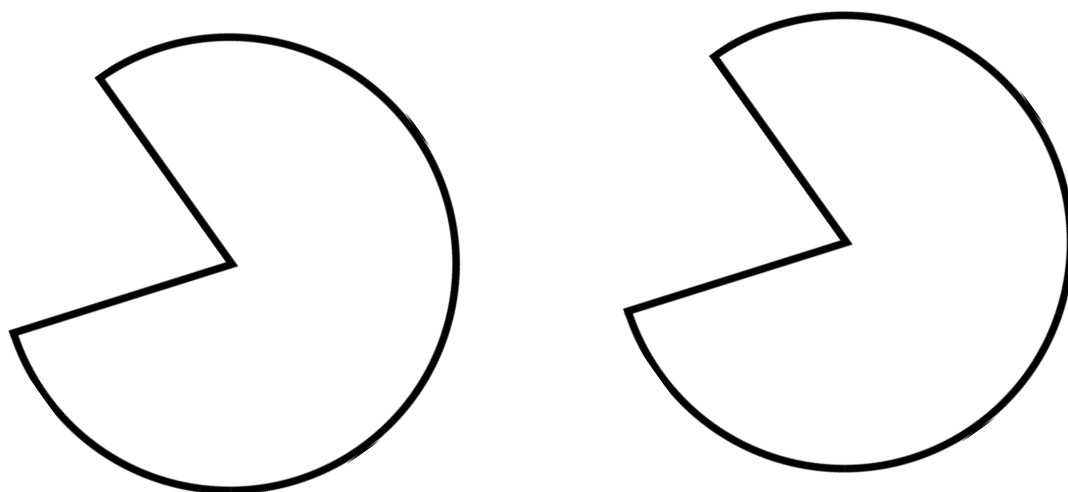
Fill this region with SAME SIZE fraction pieces.




Fill this region with SAME SIZE fraction pieces.




Fill this region with SAME SIZE fraction pieces.



Fill this region with SAME SIZE fraction pieces.




Fill this region with SAME SIZE fraction pieces.

Four identical empty rectangular boxes arranged horizontally, intended for students to place fraction pieces.

21


ashleigh-educationjourney.com

Fill this region with SAME SIZE fraction pieces.

Two identical empty rectangular boxes arranged horizontally, intended for students to place fraction pieces.

22


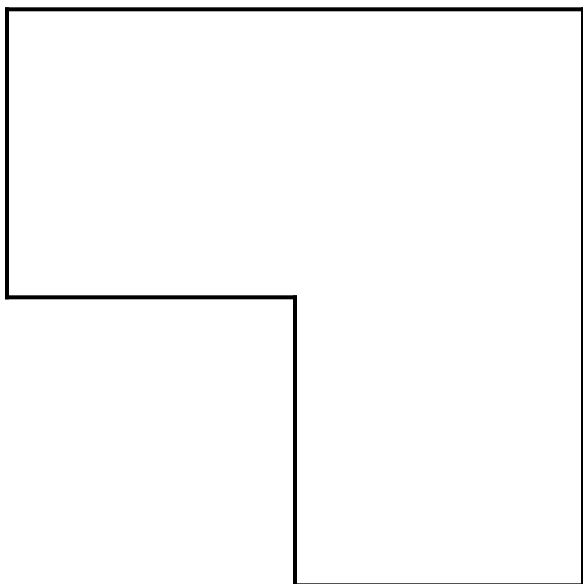
Fill this region with SAME SIZE fraction pieces.




23

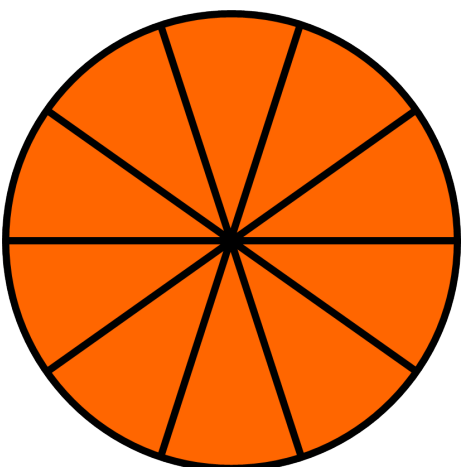
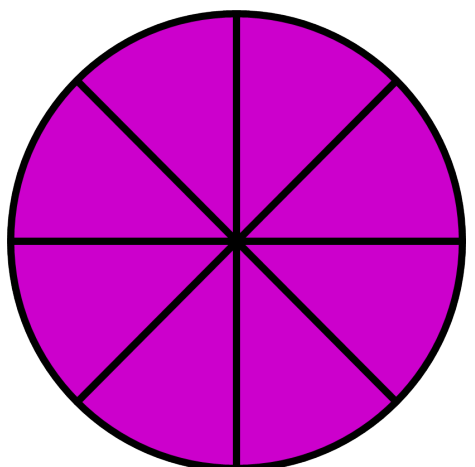
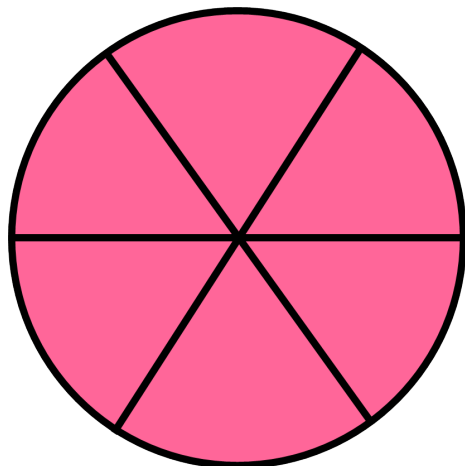
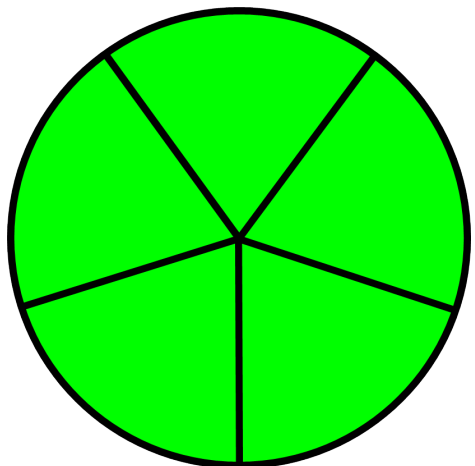

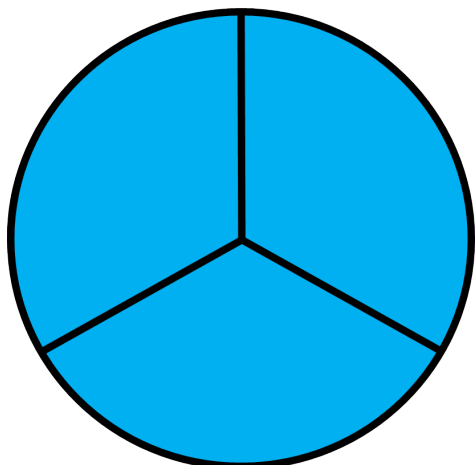


ashleigh-educationjourney.com

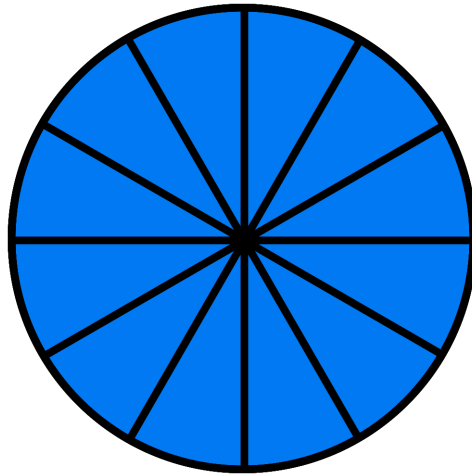
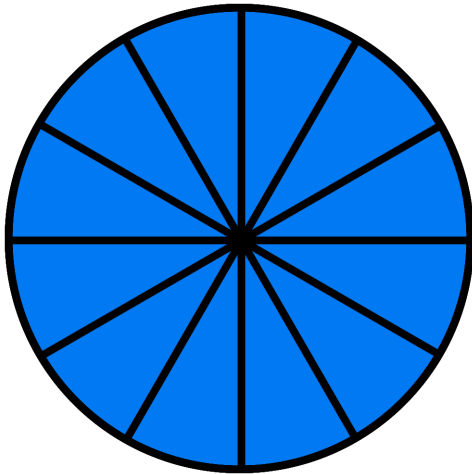
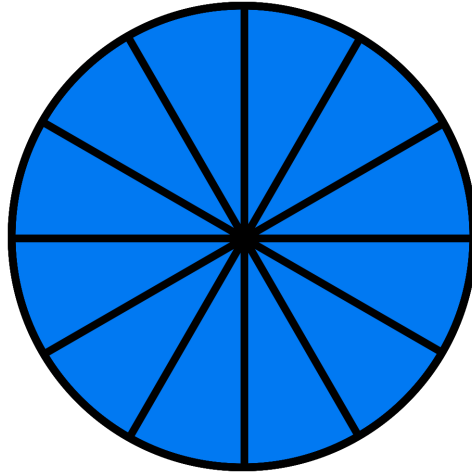
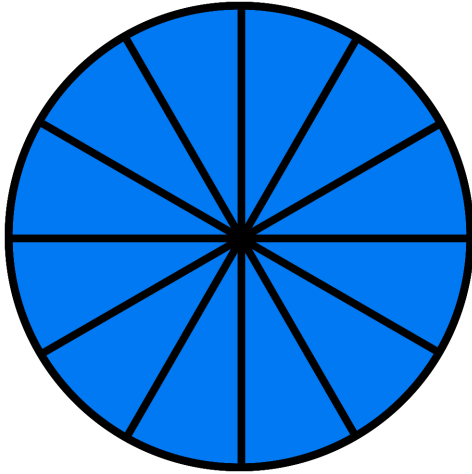
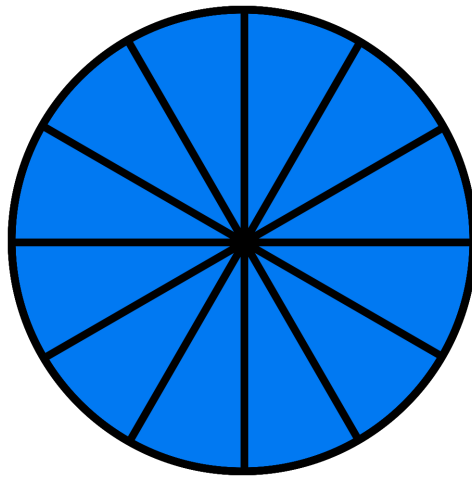
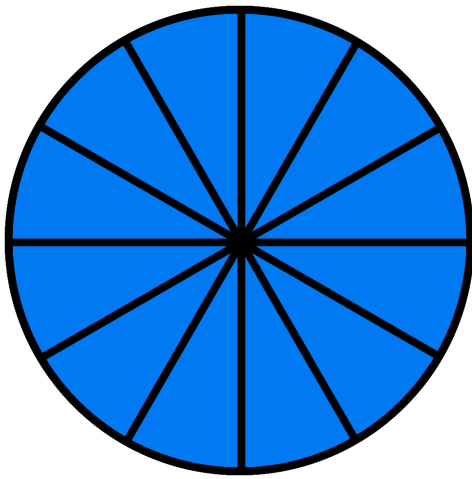
Fill this region with SAME SIZE fraction pieces.





24











Fraction Pieces Recording Sheet

1.	2.	3.
4.	5.	6.
7.	8.	9.
10.	11.	12.
13.	14.	15.
16.	17.	18.
19.	20.	21.
22.	23.	24.

Fraction Pieces Answer Key

1. 1, $\frac{2}{2}$, $\frac{3}{3}$, $\frac{4}{4}$, $\frac{5}{5}$, $\frac{6}{6}$, $\frac{8}{8}$, $\frac{9}{9}$, $\frac{10}{10}$, $\frac{12}{12}$	$\frac{1}{2}$, $\frac{2}{4}$, $\frac{3}{6}$, $\frac{4}{8}$, $\frac{5}{10}$, $\frac{6}{12}$	3. $\frac{1}{3}$, $\frac{2}{6}$, $\frac{3}{9}$, $\frac{4}{12}$
4. $\frac{1}{4}$, $\frac{2}{8}$, $\frac{3}{12}$	5. $\frac{1}{5}$, $\frac{2}{10}$	6. $\frac{2}{3}$, $\frac{4}{6}$, $\frac{6}{9}$, $\frac{8}{12}$
7. $\frac{3}{4}$, $\frac{6}{8}$, $\frac{9}{12}$	8. $\frac{2}{5}$, $\frac{4}{10}$	9. $\frac{5}{6}$, $\frac{10}{12}$
10. 1, $\frac{2}{2}$, $\frac{3}{3}$, $\frac{4}{4}$, $\frac{5}{5}$, $\frac{6}{6}$, $\frac{8}{8}$, $\frac{10}{10}$	11. $\frac{1}{2}$, $\frac{2}{4}$, $\frac{3}{6}$, $\frac{4}{8}$, $\frac{5}{10}$, $\frac{6}{12}$	12. $\frac{1}{3}$, $\frac{2}{6}$, $\frac{4}{12}$
13. $\frac{2}{3}$, $\frac{4}{6}$, $\frac{8}{12}$	14. $\frac{1}{4}$, $\frac{2}{8}$, $\frac{3}{12}$	15. $\frac{1}{5}$, $\frac{2}{10}$
16. $\frac{3}{4}$, $\frac{6}{8}$, $\frac{9}{12}$	17. $\frac{2}{5}$, $\frac{4}{10}$	18. $\frac{3}{5}$, $\frac{6}{10}$
19. $\frac{5}{6}$, $\frac{10}{12}$	20. 1, $\frac{2}{2}$, $\frac{3}{3}$, $\frac{4}{4}$, $\frac{5}{5}$, $\frac{6}{6}$, $\frac{8}{8}$, $\frac{9}{9}$, $\frac{12}{12}$	21. $\frac{1}{2}$, $\frac{2}{4}$, $\frac{3}{6}$, $\frac{4}{8}$, $\frac{6}{12}$
22. $\frac{2}{3}$, $\frac{4}{6}$, $\frac{6}{9}$, $\frac{8}{12}$	23. $\frac{1}{3}$, $\frac{2}{6}$, $\frac{3}{9}$, $\frac{4}{12}$	24. $\frac{3}{4}$, $\frac{6}{8}$, $\frac{9}{12}$

Thank You!

Thank you so much for your purchase. I hope that you are thrilled with this product! If you have any questions or concerns, feel free to email me at ashleigh_60@hotmail.com. You can visit my blog ashleigh-educationjourney.com for lots of ideas, pictures of instructional ideas and products in use, and bonus freebies!

Terms of Use

©2017 Ashleigh Education Journey. All Rights Reserved. Purchase of this product entitles the use and reproduction of this product in one classroom only. Duplicates for more than one grade level, school, or district is forbidden without written permission from author. Copying any part of this product and placing it on the Internet in any form is strictly forbidden and is a violation of the Digital Millennium Copyrights Act (DCMA). You may show how you used this product on your website, blog, or social media, and I'd loved to be tagged!

Facebook Group

You may join a Facebook group to work with other upper elementary teachers. This groups offers product support and general classroom help as well.

upperelementaryeducators.com

About Ashleigh

Ashleigh has taught upper elementary school for the past 14 years. Ashleigh has a Bachelors of Science in Elementary Education, and a Masters Degree in Curriculum and Instruction. She also has an Education Specialist in Brain Research, and she has earned her Gifted Endorsement. She is currently working toward her Google Classroom Certification.

