

DETAILED INSTRUCTIONS

TEACHER NOTES

Welcome to a new school year! This escape activity is a bit different from my other escape lessons, because it is not directly related to grade level standards. Instead, this project contains a collection of problem solving activities that can be used across multiple grade levels. Each of the four activities has been designed to be fun, challenging, and engaging to engage and excite students.

I have included multiple versions of a physical set-up of this activity that does not require approximately four

This is a modified escape activity for a learning classroom. It is different from my other escape activities for the year. The help sheet includes editable options to

If you are using this activity as an extra student activity, you can use that form on page

Physical Version Materials

- 3-digit lock
 - 4-digit lock
 - 5-letter lock
 - 5-color lock (color card)
 - multi-lock
 - sandwich baggie
 - large envelope
 - large escape bag
 - small escape bag
-
- 4-digit lock-9
 - 3-digit lock-15
 - 5-color lock-red
 - 5-letter lock-D

DIGITAL & PHYSICAL VERSION DIRECTIONS

- Clue 1-Print the Clue 1 puzzle cards on cardstock and laminate (one set for each group). Store the cut out cards in a baggie and place the baggie inside the large envelope.
- Clue 2-Print the Clue 2 social skills cards on cardstock and laminate (one set for each group). Store the cut out cards in a baggie and place the baggie inside the large envelope. You may either print the 1-page recording sheet or 2-page recording sheet. When finished writing responses, students should bring their recording sheet to you. If you approve of their responses, give students the Clue 2 maze, which will give them the 3-digit number combination.
- Clue 3-Print one copy for each group. Store these in the large envelope. Students must find members of their group who have completed the activities. Students have a BINGO when they have 5 in a row, column, or diagonally. When they have a BINGO, give students the Clue 3 code, which will give them their five color combination.
- Clue 4-Print one copy for each group. This is available in an editable version where you can adapt the choices to your classroom. In the answer key, I have highlighted the answer choices that will work with the letter combination included in the directions.
- In the digital version, rather than having students unlock locks, they should answer on the included Google Form. This will allow students to progress forward only if they answer correctly.

<https://docs.google.com/forms/d/18PaNsrmADXNkcaPIITUyINTR2j2gVn3w4UJKDsafyuE/copy>

ADDITION PHYSICAL VERSION SET-UP

- Place a You Escaped card in the small box. I may add a tiny trinket to the box for a little prize.
- Lock the small box with the 5-color lock.
- Place the small box in the large box.
- Place the multi-lock on the large box.
- Place the other three locks on the multi lock.
- See pictures of step-by-step directions here!

<http://www.ashleigh-educationjourney.com/a-guide-to-using-escape-classrooms/>



PHYSICAL & DIGITAL VERSIONS

ESCAPE GUIDELINES

1. Each member of the group must participate and contribute to the group. ALL group members must work on the math tasks.
2. Do not help other groups. You should only help your own group.
3. Be cooperative and take turns opening the locks.
4. Don't quit! This is a team effort. Use all the resources around you and try different solving strategies.
5. You may have to use the hint cards to help you be sure to use the clues and the two hint cards to help you with the hint.
6. Do not force or rush anyone's working order.

Escape the BACK TO SCHOOL BLUES

You have LOVED your summer vacation. You have been sleeping late, swimming, spending time with friends, and eating all kinds of ice cream! However, there's a problem. It's time to go back to school, and your amazing summer is over. There's good news, though!

This can be the BEST school year ever! It may even be better than your summer vacation. However, you first have to escape the back to school blues! In this project, you will work with your group to solve a series of problems that will allow you to escape the blues and enjoy your new school year. Follow the directions below to get started!

- ☐ Clue 1-We must all work together for this year to be successful. In fact, our class is kind of like a puzzle. We all fit together to form our classroom community, and each person plays a role in that community. Complete the puzzle together. Then add the digits in each row together to form the combination for the first lock.
- ☐ Clue 2-Everyone wants to feel respected, so it's important to use good social skills throughout the year. For this clue there are 12 different social situations where you should work with your group to determine what you should do in that situation. When you finish writing your responses, bring the recording sheet to your teacher to get a maze that will allow you to find the 3-digit code. Use the numbers that are part of the correct path in the maze.
- ☐ Clue 3-Find members of your group who have completed the activities on the BINGO board and write their name on the line below the activity. Each group member must be on the board at least once. You have a BINGO when you have 5 in a row, column, or diagonally. When you have a BINGO, bring your teacher the recording sheet to get the Clue 3 code, where you will use American Sign Language to find the five color combination.
- ☐ Clue 4-We need to review some of our classroom rules and procedures. Circle the correction option for each of the procedures. The letters circled are the letters needed for the 5-letter lock.

CLUE 1



CLUE 2

You and your friends are talking at lunch. You notice a student looking at your group but not talking. What could you do?

1

You are working in a group on a math assignment. You see that one group member doesn't know what to do. What could you do?

2

SOCIAL SKILLS TASK CARDS

friends with that person. What could you do?

3

has plenty of extra pencils. What could you do?

4

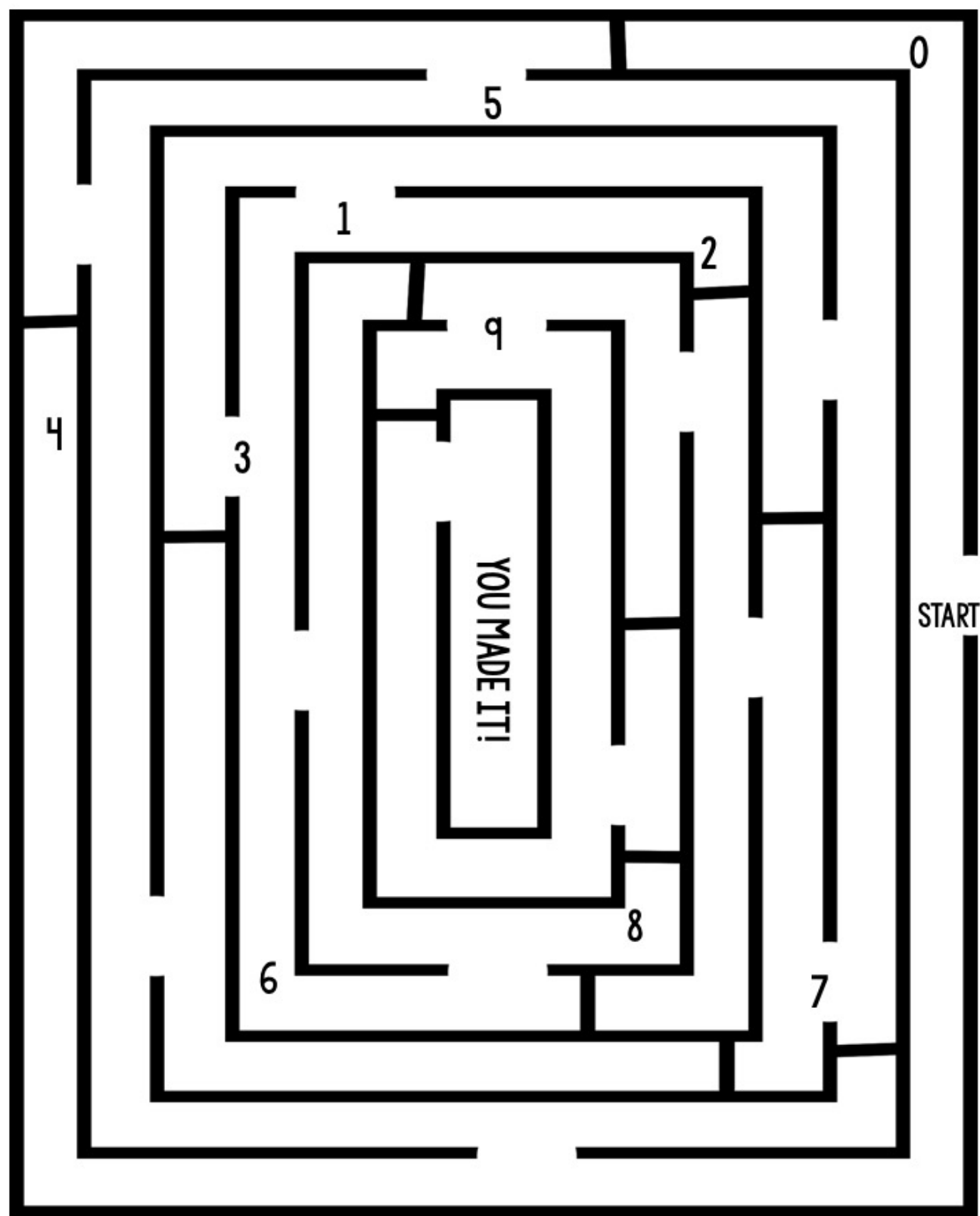
You see someone playing alone at recess. What could you do?

5

You overhear two people talking about one of your classmates. What could you do?

6

CLUE 2
















CLUE 3














BACK TO SCHOOL BINGO

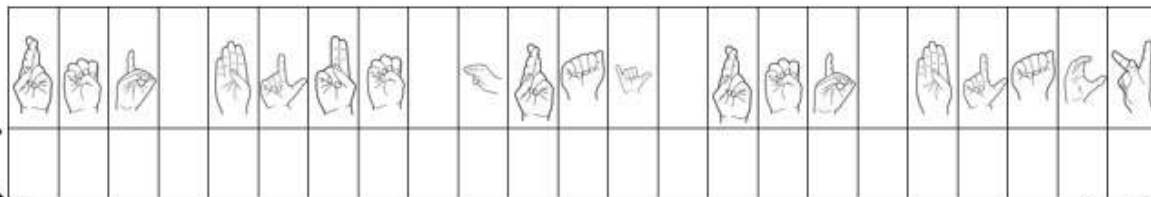
| | | | | |
|------------------------------------|---------------------------------|--|--|-----------------------------------|
| Visited a National Park _____ | Does not have any pets _____ | Can roll tongue _____ | Has been to the beach _____ | Has flown in an airplane _____ |
| Is the youngest sibling _____ | Can play an instrument _____ | Was born in a different state _____ | Has attended a different school _____ | On a sports team _____ |
| Does not like video games _____ | Is the oldest sibling _____ | Has been camping _____ | Volunteers _____ | Knows a magic trick _____ |
| Has been to a camp _____ | Has three or more pets _____ | Has been in a play _____ | Is a video game expert _____ | Had a summer job _____ |
| Got bored over the summer _____ | Loves to sleep late _____ | Always has a clean bedroom _____ | Makes their own lunch _____ | Loves to read books _____ |

BACK TO SCHOOL BINGO














CLUE 3














| | | | | | | | | | | | | |
|---|---|---|---|---|---|---|---|---|--|---|---|---|
|  |  |  |  |  |  |  |  |  |  |  |  |  |
| A | B | C | D | E | F | G | H | I | J | K | L | M |

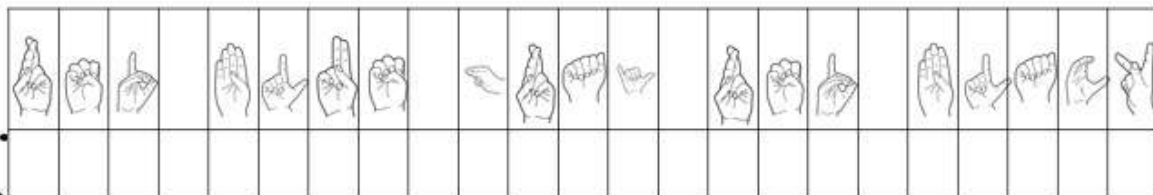
| | | | | | | | | | | | | |
|---|---|---|---|---|---|---|---|---|---|--|---|---|
|  |  |  |  |  |  |  |  |  |  |  |  |  |
| N | O | P | Q | R | S | T | U | V | W | X | Y | Z |



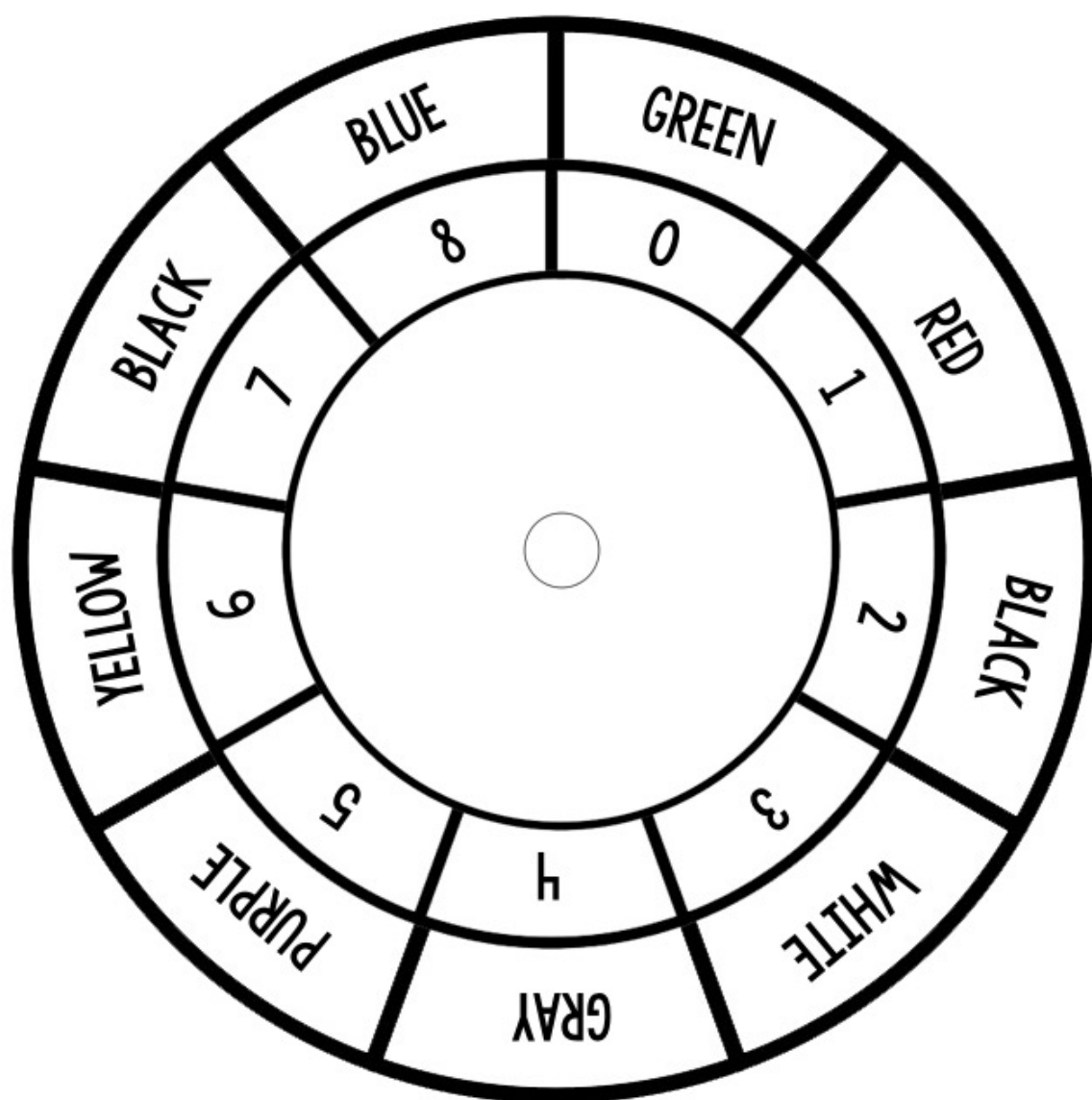
CLUE 3

| | | | | | | | | | | | | |
|---|---|---|---|---|---|---|---|---|---|--|---|---|
|  |  |  |  |  |  |  |  |  |  |  |  |  |
| A | B | C | D | E | F | G | H | I | J | K | L | M |

| | | | | | | | | | | | | |
|---|---|---|---|---|---|---|---|---|---|--|---|---|
|  |  |  |  |  |  |  |  |  |  |  |  |  |
| N | O | P | Q | R | S | T | U | V | W | X | Y | Z |



CIPHER WHEELS TO PROVIDE LOCK FLEXIBILITY



CLUE 4-PROCEDURES

Choose the correct answer for each classroom procedure. The letters will indicate the combination for the next lock.

1. When is your homework due?
 - A. The day after it is assigned.
 - B. Two days after it is assigned.
 - C. Monday
 - D. Friday

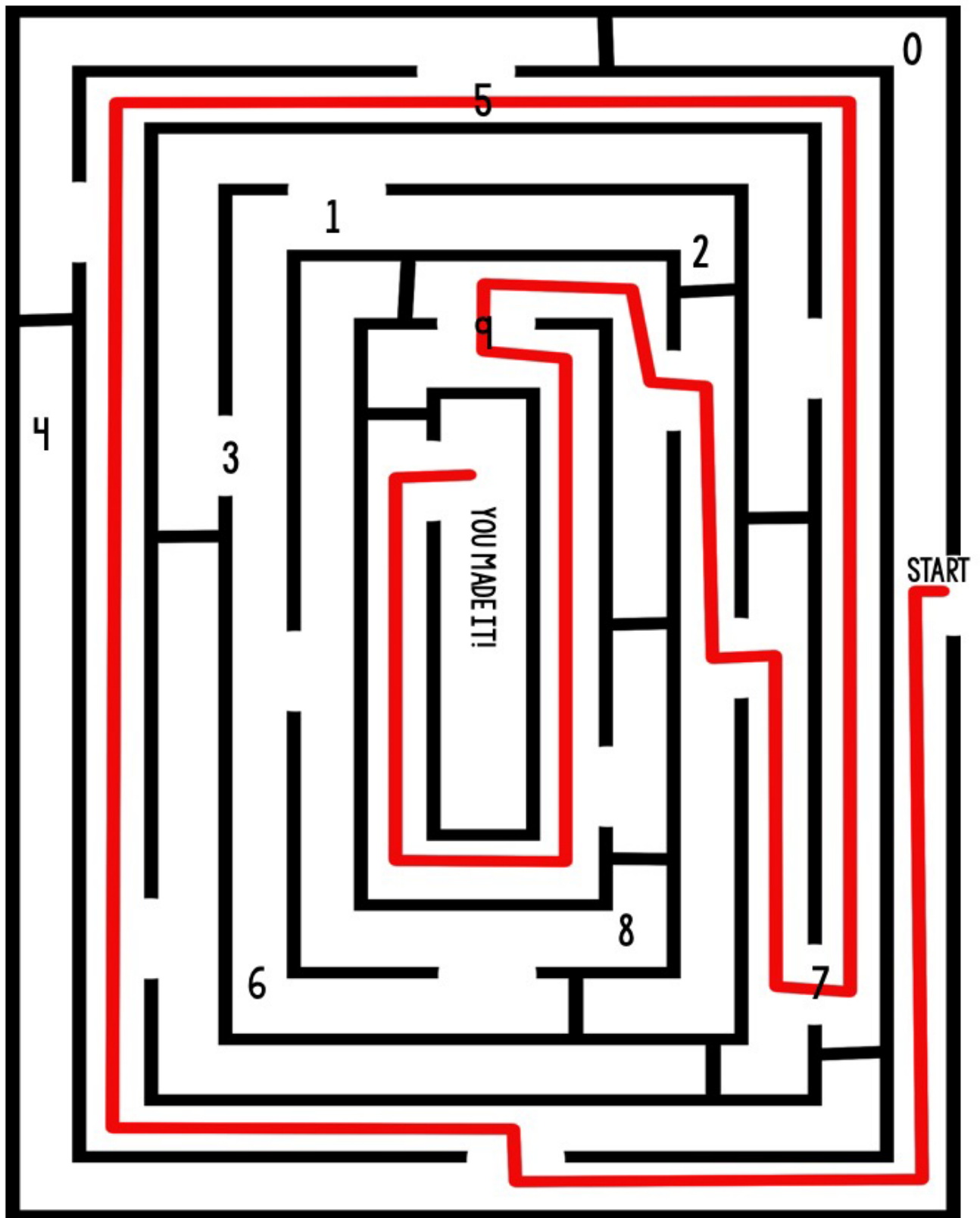
CLASSROOM PROCEDURES

EDITABLE TO FIT YOUR CLASSROOM NEEDS

3. Where should you sit in the cafeteria?
 - I. In alphabetical order
 - J. In number order
 - K. Anywhere in the cafeteria, as long as you are quiet
 - L. Anywhere at your class's table, as long as you are quiet
4. What should you do if you need to use the restroom?
 - M. Go to the restroom immediately
 - N. Make sure the teacher is not in the middle of instruction and sign out
 - O. Give the teacher the restroom signal
 - P. Wait until a restroom break
5. What do you do if your pencil breaks?
 - Q. Immediately sharpen a new pencil
 - R. Ask your classmates for a pencil
 - S. Replace it with a sharp pencil
 - T. Use a crayon

ANSWER KEYS

CLUE 2



YOU ESCAPED CARDS

You Escaped!

YOU DEFEATED THE BACK TO SCHOOL BLUES!



You Escaped!

YOU DEFEATED THE BACK TO SCHOOL BLUES!



You Escaped!

YOU DEFEATED THE BACK TO SCHOOL BLUES!



You Escaped!

YOU DEFEATED THE BACK TO SCHOOL BLUES!



You Escaped!

YOU DEFEATED THE BACK TO SCHOOL BLUES!



You Escaped!

YOU DEFEATED THE BACK TO SCHOOL BLUES!

