

DETAILED INSTRUCTIONS

TEACHER NOTES

Welcome to Escape the School! This escape activity is a bit different from my other escape lessons, because it is not directly related to grade level standards. Instead, this project contains a collection of problem solving activities that can be used across multiple grade levels. Each of the four activities has a summer focus that will engage and excite all students.

I have included multiple versions of this activity to meet your classroom needs. One version is for a physical set-up of the activity, and the second version is for a hybrid digital version of the activity that does not require boxes or locks. In both versions,

Physical Version Materials

- 3-digit lock
- 4-digit lock
- 5-letter lock
- 5-color lock
- multi-lock
- sandwich baggies
- large envelope (one fit)
- large escape box
- small escape box

- 5-letter lock-B T H M
- 4-digit lock-1 4 3 2
- 3-digit lock-1 5 5
- 5-color lock-(see note)

- Clue 1-Print the Clue 1 envelope inside the large envelope.
- Clue 2-Either print the Clue 2 envelope inside the large envelope.
- Clue 3-You may either print the Clue 3 envelope inside the large envelope. I left the Clue 3 envelope inside the large envelope. I left the Clue 3 envelope inside the large envelope.
- Clue 4-Print one copy of the Clue 4 envelope inside the large envelope.
- In this version, rather than using the Clue 4 envelope, I used the Clue 4 Form. This will allow students to use the Clue 4 Form to create their own Clue 4 envelope.


<https://docs>

PHYSICAL VERSION DIRECTIONS

- Use one large manila envelope for each group. You may print the cover page and glue that page to the envelope. I like to laminate my envelopes for additional durability. I cut a slit in the opening after laminating.



- Clue 1-Print the Clue 1 cards on cardstock and laminate. Store the cut out cards in a baggie and place the baggie inside the large envelope.
- Clue 2-You may either print 1 copy for each student or 1 copy for each group. Store these in the large envelope.
- Clue 3-You may either print 1 copy for each student or 1 copy for each group. Store these in the large envelope.
- Clue 4-Print one copy for each group. Store these in a labeled baggie in the large envelope. Print one decoder wheel and store in the baggie.

- Place a You Escaped card in the small box. I may add a tiny trinket to the box for a little prize.
 - Lock the small box with the 5-color lock.
 - Place the small box in the large box.
 - Place the multi-lock on the large box.
 - Place the other three locks on the multi lock.
- 

See pictures of step-by-step directions [here!](#)

<http://www.ashleigh-educationjurney.com/a-guide-to-using-escape-classrooms/>



PHYSICAL & DIGITAL VERSIONS

ESCAPE GUIDELINES


1. Each member of the group must participate and contribute to the group. ALL group members must work on the math tasks.
2. Do not help other groups. You should not give hints or clues to other groups. You should only work on your own group's tasks.
3. Be cooperative and take turns opening the locks.
4. Don't quit! This is a challenge, but there are resources around to help you with solving strategies.
5. You may have two hints. Be sure to use those hints. If you have two hint cards, you can use one hint.
6. Do not force or play games. Work in a working order for each task.

Escape the School end of the year activity

You have been counting down the days to summer vacation. You have been envisioning sleeping late, swimming, spending time with friends, and all kinds of ice cream! However, there's a problem. You have to ESCAPE the school first. You have a few end of the year tasks that must be completed before you will be allowed to leave school for summer vacation. In this project, you will work with your group to solve a series of problems that will allow you to escape. Follow the directions below to get started!

- ☐ Clue 1-It's time to help the art teacher clean up her materials. She displayed word puzzles on the wall, and before she can remove the puzzles from the wall, you must solve for the hidden meaning inside each puzzle. Write the phrase that each picture represents on the recording sheet. Use the FIRST LETTER of the first word in each clue for the five letter lock. DO NOT REPEAT ANY LETTERS and DO NOT USE VOWELS. This means you will be omitting three of the letters.
- ☐ Clue 2-Help your P.E. coach fill out the certificates for Field Day. You will need to complete the logic puzzle to open the next lock. The code for the lock is the place each class was in. Use the order of the classes shown on the table.
- ☐ Clue 3-You will use some of your favorite books to complete the next challenge. You will receive library cards for overdue books. To return the correct books, you must read the quote on the library card and determine which book the quote is from.
- ☐ Clue 4-Clean out your desk/locker/cubby...whatever it is you keep your things in while at school. To clean out your supplies, you need to match the supplies with the supply puzzle. To complete the puzzle, you should reconstruct the squares so that all of the images match on every interior side. Once you complete the puzzle, use the top three images and the decoder wheel to crack the code!

8 REBUS PUZZLES



CLUE 1

CLUE 1	
Card 1-	_____
Card 2-	_____
Card 3-	_____
Card 4-	_____
Card 5-	_____
Card 6-	_____
Card 7-	_____
Card 8-	_____

CLUE 1	
Card 1-	_____
Card 2-	_____
Card 3-	_____
Card 4-	_____
Card 5-	_____
Card 6-	_____
Card 7-	_____
Card 8-	_____

1 FIELD DAY LOGIC PUZZLE

CLUE 2

Four classes participated in Field Day. They competed in four different events. Each team got either first, second, third, or fourth place. Use the clues to determine the event each class participated in and how well they placed.

	event				place			
	tug-a-war	50 yard dash	softball throw	sack race	First	Second	Third	Fourth
Mrs. Swinford								
Mr. Ashworth								
Mrs. Broom								
Mrs. Cat								
First								
Second								
Third								
Fourth								

1. Mrs. Broom's team didn't finish first or last.
2. The class that was in the sack race came in first.
3. Neither Mrs. Cat or the softball throw came in fourth.
4. Mrs. Swinford placed higher than both Mr. Ashworth and the tug-a-war. Her class wasn't in the 50 yard dash.
5. Mrs. Broom's event requires a ball. Mr. Ashworth's event does not require a ball.
6. Mrs. Cat played tug-a-war, which finished higher than the softball throw.

	Event	Place
Mrs. Swinford		
Mr. Ashworth		
Mrs. Broom		
Mrs. Cat		

Use this
for the
code

20 LIBRARY CARDS & EXTRA BLANK CARDS

ONLY USE THE ONES YOU WANT!

CLUE 3



Library Card

Author:

Title:

Date:

Issue:

Book Quote:

"Pucker up Butterboy"

Library Card

Author:

Title:

Date:

Issue:

Book Quote:

"When given the choice
between being right or
being kind choose kind."

Library Card

Author:

Title:

Date:

Issue:

Book Quote:

"Everyone is smart in
different ways. But if
you judge a fish on its
ability to climb a tree, it
will spend its whole life
thinking that it's stupid."

Library Card

Author:

Title:

Date:

Issue:

Book Quote:

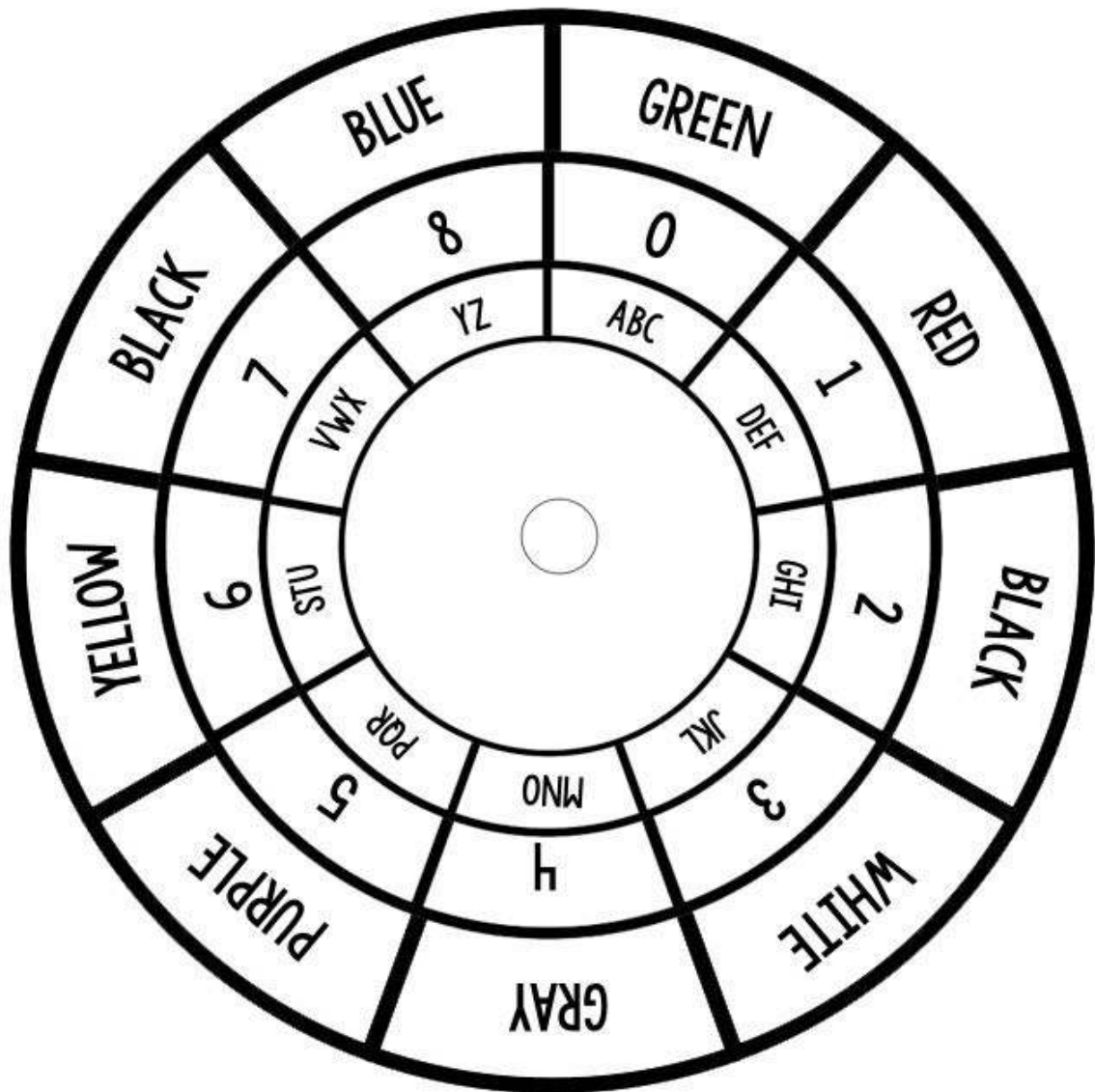
"He looked back on this time of crying
in the corner of the dark cave and
thought of it as when he learned the
most important rule of survival,
which was that feeling sorry for
yourself didn't work. It wasn't just
that it was wrong to do, or that it
was considered incorrect. It was
more than that--it didn't work."

ANSWER KEYS

The Land of Stories	Pucker up Butterboy
Wonder	When given the choice between being right or being kind choose kind.
Fish in a Tree	Everyone is smart in different ways. But if you judge a fish on its ability to climb a tree, it will spend its whole life thinking that it's stupid.
Hatchet	He looked back on this time of crying in the corner of the dark cave and thought of it as when he learned the most important rule of survival, which was that feeling sorry for yourself didn't work. It wasn't just that it was wrong to do, or that it was considered incorrect. It was more than that--it didn't work.
Walk two Moons	You can't keep the birds of sadness from flying over your head, but you can keep them from nesting in your hair."
Holes	When you spend your whole life living in a hole," he said, "the only way you can go is up.
City of Ember	The trouble with anger is, it gets hold of you. And then you aren't the master of yourself anymore. Anger is. And when anger is the boss, you get unintended consequences.
Wild Robot	I'll tell you what: If I could do it all over again, I'd spend more time helping others. All I've ever done is dig tunnels. Some of them were real beauties too, but they're all hidden underground, where they're no good to anyone but me.
Wish Tree	Hollows are proof that something bad can become something good with enough time and care and hope.
Out of My Mind	"Everybody uses words to express themselves. Except me. And I bet most people don't realize the real power of words. But I do. Thoughts need words. Words need a voice."
The One and Only Ivan	"Humans waste words. They toss them like banana peels and leave them to rot. Everyone knows the peels are the best part."
May B.	So many things I know about myself I've learned from others. Without someone else to listen, to judge, to tell me what to do, and choose who I am, do I get to decide for myself?"
Bud Not Buddy	There comes a time when you're losing a fight that it just doesn't make sense to keep on fighting. It's not that you're being a quitter, it's just that you've got the sense to know when enough is enough.
Inside Out & Back Again	Whoever invented English should have learned to spell.
Tale of Despereaux	There is nothing sweeter in this sad world than the sound of someone you love calling your name.
The War that Saved My Live	What you know in your head and what you say out loud are not always the same.
The Sorcerer's Stone	It does not do to dwell on dreams and forget to live.
The Miraculous Journey of Edward Tulane	You must be filled with expectancy. You must be awash in hope. You must wonder who will love you, whom you will love next.
Number the Stars	It is much easier to be brave if you do not know everything.
Pax	"The plain truth can be the hardest thing to see when it's about yourself. If you don't want to know the truth, you'll do anything to disguise it."

CIPHER WHEELS TO PROVIDE LOCK FLEXIBILITY




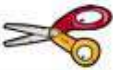































CLUE 3



SCHOOL SUPPLY CRITICAL THINKING PUZZLES

CLUE 4



top    	   	   
   	   	  
   	   	    bottom

YOU ESCAPED CARDS

You Escaped!

YOU ARE OFFICIALLY READY FOR SUMMER BREAK!



You Escaped!

YOU ARE OFFICIALLY READY FOR SUMMER BREAK!



You Escaped!

YOU ARE OFFICIALLY READY FOR SUMMER BREAK!



You Escaped!

YOU ARE OFFICIALLY READY FOR SUMMER BREAK!



You Escaped!

YOU ARE OFFICIALLY READY FOR SUMMER BREAK!



You Escaped!

YOU ARE OFFICIALLY READY FOR SUMMER BREAK!

